

# Point View - Middle School - Resources for at home learning


| Reading  |  | Writing   |   | Maths  |  |
|--|--|---|---|--|--|
| Digital  | Non-digital  | Digital   | Non-digital   | Digital  | Non-digital  |
| <ul style="list-style-type: none"> <li>• Epic - getepic.com</li> <li>• Sunshine Online - Login: pointview Pass: apple</li> <li>• Kiwi Kids News</li> <li>• Dogo news</li> <li>• oxfordowl.co.uk</li> <li>• starfall.com</li> </ul> | <ul style="list-style-type: none"> <li>• Journals</li> <li>• Books from home</li> <li>• Reading log</li> <li>• Retelling books - what happened in the book</li> <li>• Reading recipes and cooking</li> </ul> | <ul style="list-style-type: none"> <li>• pobble365.com</li> <li>• www.scholastic.com/teachers/story-starters</li> <li>• starfall.com</li> </ul> | <ul style="list-style-type: none"> <li>• Writing books</li> <li>• Diaries/journals</li> </ul> | <ul style="list-style-type: none"> <li>• Mathletics</li> <li>• Sumdog</li> <li>• Prodigy</li> <li>• pbskids.org</li> </ul> | <ul style="list-style-type: none"> <li>• Basic facts</li> <li>• Dice addition / subtraction / multiplication</li> <li>• Board games</li> <li>• Playing cards - adding / subtracting / multiplying cards together</li> <li>• Reading recipes and cooking</li> </ul> |













| Spelling   |  | Inquiry  |  | Other  |             |
|--|--|--|--|--|-------------|
| Digital  | Non-digital  | Digital  | Non-digital  | Digital  | Non-digital |
| <ul style="list-style-type: none"> <li>• www.spellingcity.com</li> </ul> | <ul style="list-style-type: none"> <li>• Writing out spelling words.</li> <li>• Putting spelling words into sentences</li> <li>• Finding synonyms for spelling words.</li> </ul> | <ul style="list-style-type: none"> <li>• funbrain.com</li> <li>• natgeokids.com</li> <li>• nasa.gov/kidsclub</li> <li>• www.youngoceanexplorers.com</li> <li>• howstuffworks.com</li> <li>• discoverymindblown.com</li> <li>• exploratorium.edu</li> </ul> | <ul style="list-style-type: none"> <li>• Write some promises you could make to your class to be a good class member</li> </ul> | <ul style="list-style-type: none"> <li>• Gonoodle - dancing and mindfulness</li> <li>• www.shaunsgameacademy.co.uk - coding</li> <li>• <a href="#">Learn English Kids</a> - ESOL</li> <li>• <a href="#">Unite for Literacy</a> - ESOL</li> </ul> |             |

- Create a poster or slideshow 'All About Me' to introduce yourself to your new class. Include pictures or photographs of your interests, hobbies, family, culture etc. We can share these once we are back at school.
- Write a letter to your teacher telling them what you are looking forward to this year. Think about what you would like to achieve and write some goals to aim for.
- Find some pictures of the boats competing in the Prada Cup and use them as inspiration for a boat of your own design. Draw your boat and label the parts, explaining how they work. You could make a model of your boat using Lego or materials from your family's recycling bin.
- Redesign your bedroom - what would your dream bedroom look like? Create a picture of your dream room and a list of what you'd need to buy. Extension: look on furniture websites to get prices and create a list.
- Write a list of ways you can be a good friend. Put these ideas into a poster that you can share at school when we are back.
- Write a holiday action poem - think of things you did in the holiday and create a short list of words that describe it. Eg: swimming, reading, playing, baking. Create some artwork to go along with it.
- Explore your backyard / park. What insects / birdlife can you see? Write what you notice about these things.
- Draw a treasure map of a deserted island. Write instructions for an explorer to follow so they can find the treasure you've buried on the island. Be specific with your instructions!
- Look for shapes in your house! What shapes can you find? Create a list of shapes and what items these are.
- Find 5 different places to read a book - e.g.: under a tree, in bed, in a fort, under a blanket, next to a pet. Tell me your favourite place and why.
- Design a course for the PVS colour run. Include paint stations and obstacles. Label each part of your drawing.
- Think of a different reason we are not at school today - the weirder and wackier the better e.g. the world has run out of doughnuts and teachers cannot teach without their breakfast doughnut! Create a comic strip to illustrate the problem and how it could be resolved.

# Activities you can do at home

What can you do when there's no school and you're stuck at home?  
Here are 16 fun things to choose from!



|  |   |   |  |
|--|---|---|--|
| <p><b>1</b></p>  <p>Read a book to yourself, a toy, your siblings or parents!<br/>Record the name of your book on your recording sheet</p>    | <p><b>2</b></p>  <p>Get building!<br/>Use cards, blocks, toys, lego or something else to create or build something!</p> | <p><b>3</b></p> <p>Get creative!<br/>Use paper, crafts, pens, pencils and draw or create something! The sky is the limit – show off your creative talent</p>  | <p><b>4</b></p>  <p>Explore your back or front yard looking for insects. What did you find? Draw a picture of the insects you were able to see.</p> |
| <p><b>5</b></p>  <p>Build a reading fort using sheets or blankets in your house. Bring in your toys and read or play in there.</p>            | <p><b>6</b></p>  <p>Turn on some music and create a dance!<br/>Share this with your family members in a mini show.</p>  | <p><b>7</b></p>  <p>Write a letter to your teacher sharing some of things you have done at home. Remember to add some pictures!</p>                        | <p><b>8</b></p> <p>Do some chores. Write a list of 3 jobs you will do at home on a day. Get those done so you can help mum and dad out.</p>  |
| <p><b>9</b></p>  <p>Take some photos of the landscape around your house. What does your house look like? What plants do you have?</p>       | <p><b>10</b></p> <p>Design And make your own game! Create your own game board, pieces, rules and play it with your family.</p>  | <p><b>11</b></p>  <p>Complete some research on something that interests you. Ask Siri some questions to find out 4 facts and record it on the sheet.</p> | <p><b>12</b></p>  <p>Create a treasure map of hidden things around your house with 'X' marking the spot. Give it to a family member to use.</p>   |
| <p><b>13</b></p>  <p>Read a book to yourself, a toy, your siblings or parents!<br/>Record the name of your book on your recording sheet</p> | <p><b>14</b></p> <p>Write 10 key words from around your house. Make them with the playdough and take a photo of your creation.</p>  | <p><b>15</b></p>  <p>Create a toy puppet out of an old sock. Add on some eyes, clothes and hair using things from your home.</p>                         | <p><b>16</b></p>  <p>Make a meal with your family. Find the ingredients, cook it together and write instructions on what you did.</p>             |